

Quarterly Debt Position

1st Quarter of FY 2080/81 (FY 2023/24)

As on 2080 Asoj 30 (October 17, 2023)



Government of Nepal
Ministry of Finance
Public Debt Management Office
Tripureshwor, Kathmandu

**Quarterly Debt Position of
Government of Nepal (GoN)
[1st Quarter of FY 2080/81 (FY 2023/24)
As on 2080 Asoj 30 (October 17, 2023)]**

1. Debt Position

The total government debt has reached to NPR 2,340.60 billion at the end of the 1st quarter of F/Y 2080/81 (October 17, 2023). Out of this amount, external debt is NPR 1,157.22 billion and Domestic debt consists NPR 1,183.38 billion. The total outstanding debt of Government of Nepal for the 1st quarter of F/Y 2080/81 has increased by 1.79 percent during the period. External debt has decreased by 1.11 percent and Domestic debt has increased by 4.80 percent (Table 1).

**Table no. 1
Debt Position: Total Outstanding Debt
As on 2080 30 Asoj (October 17, 2023)**

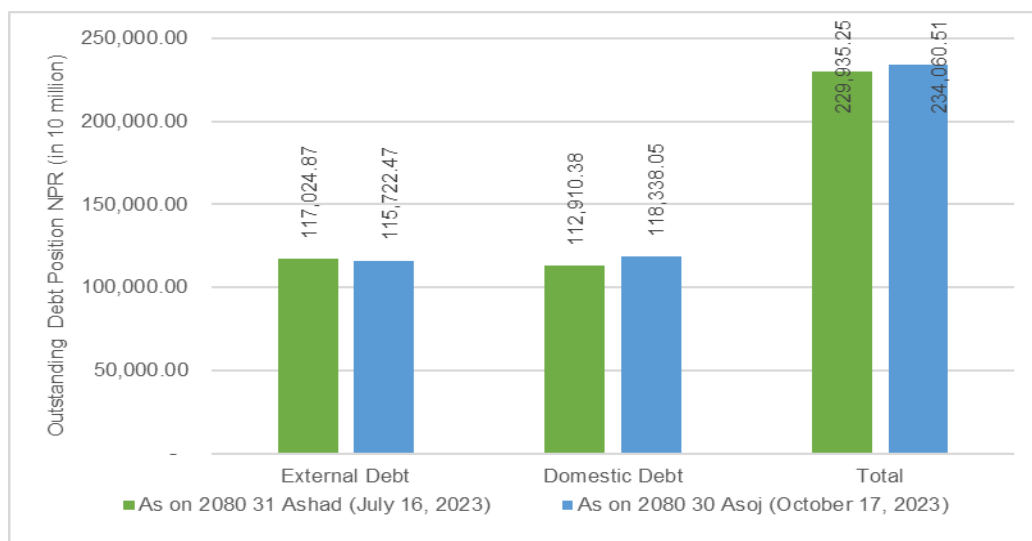
(NPR in 10 millions)

Debt	As on 2080 31 Ashad (July 16, 2023)	Transactions during the Quarter (Net)	As on 2080 30 Asoj (October 17, 2023)	Change Percentage
External Debt	117,024.873	(1,302.405)	115,722.468	(1.113)
Domestic Debt	112,910.375	5,427.670	118,338.045	4.807
Total	229,935.248	4,125.265	234,060.513	1.794

*Domestic Debt includes IMF Bond.

During this quarter, total increment of domestic debt is NPR 54.27 billion whereas external debt is decreased by NPR 13.02 billion. The total outstanding debt is depicted in following Chart no. 1.

**Chart no. 1
Debt Position: Total Outstanding Debt**



Debt disbursement of external debt during this quarter is NPR. 13.08 billion. Amortization consists of NPR 8.53 billion. During this quarter domestic debt disbursement was NPR. 97.31 billion. Amortization of Domestic debt during the quarter is NPR 43.03 billion.

Others include fluctuation in exchange rate has resulted in exchange gain of NPR 17.57 billion during this quarter. Equivalent USD outstanding positing can be found in Annex on report "Donor wise outstanding external debt (In CCY, NPR & USD)".

Table no. 1.1
Transactions during the Quarter
for the period 2080 Shrawan 01 to 2080 Asoj 30
(for the period 2023 July 17 to 2023 October 17)

(NPR in 10 millions)

Debt	Debt Receipt (A)	Amortization (B)	Others (Exchange gain/(loss)) (C)	Net transaction D =A-B-C
External Debt	1,308.667	853.817	1,757.255	(1,302.405)
Domestic Debt	9,731.000	4,303.330	-	5,427.670
Total	11,039.667	5,157.147	1,757.255	4,125.265

Note: Exchange rate for the 16 July 2023 is \$1= NPR 131.77 and for the 17 October 2023 is \$1= NPR 132.95. Corresponding effect on exchange rate in other commitment currency is also to be considered.

2. Debt to GDP Ratio

At the end of 1st quarter of FY 2080/81, the total debt to GDP ratio was 43.49 percent whereas external debt to GDP ratio was 21.50 percent and Domestic debt to GDP ratio was 21.99 percent. During the fourth quarter of FY 2079/80 (Asar 31), the debt to GDP ratio was 42.73 percent consisting of 21.75 percent on external debt and 20.98 percent on domestic debt.

Table no. 2
Debt to GDP Ratio (Percent)

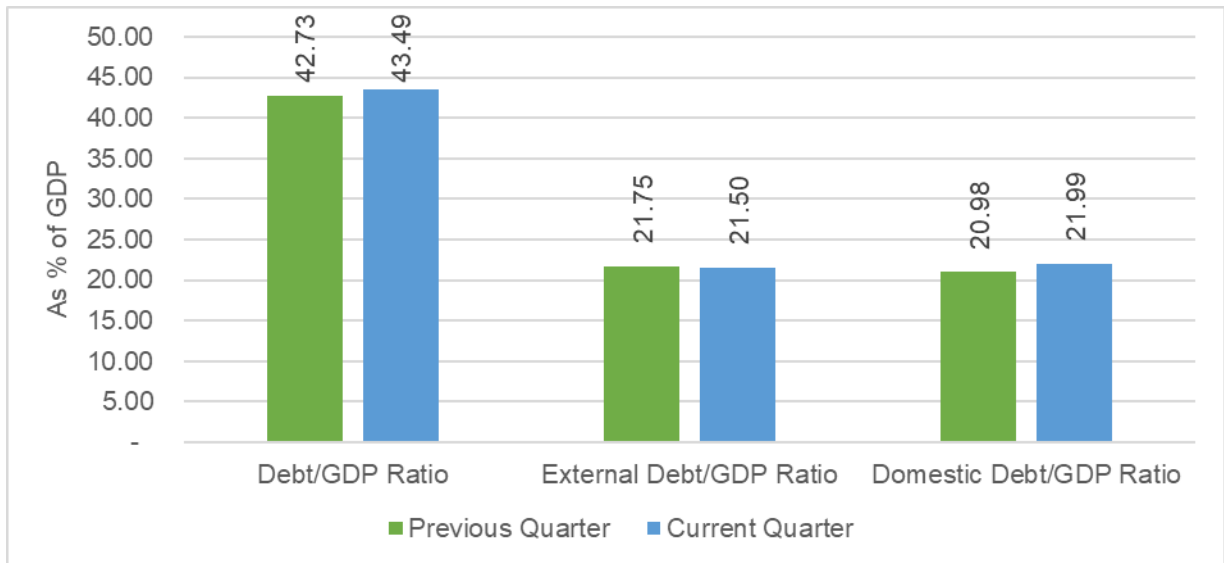
	Previous Quarter Percent of GDP	Current Quarter Percent of GDP
	As on 2080 31 Ashad (July 16, 2023)	As on 2080 30 Asoj (October 17, 2023)
Total Debt	42.73	43.49
External Debt	21.75	21.50
Domestic Debt	20.98	21.99
GDP (in billions)	5,381.335	5,381.335

*GDP as per economic survey 2079/80.

Source: Economic survey, CBS, 2080

Note: Estimated GDP for FY 2079/80 is used for Debt to GDP ratio.

**Chart No. 2
Debt to GDP Ratio**



3. Disbursement of Debt

The total disbursement of debt as of the 1st quarter of Fiscal Year 2080/81 is NPR 110.39 billion. Out of which entire NPR 13.08 billion is received from external sources and NPR 97.31 billion from domestic sources. Out of external debt, 75.55 percent i.e. NPR 9.88 billion is received from multilateral sources and rest 24.44 percent i.e. NPR 3.19 billion is from bilateral sources. During this quarter, NPR 97.31 billion was received from domestic debt. The rollover of treasury bills (domestic borrowings) is not considered as new issue.

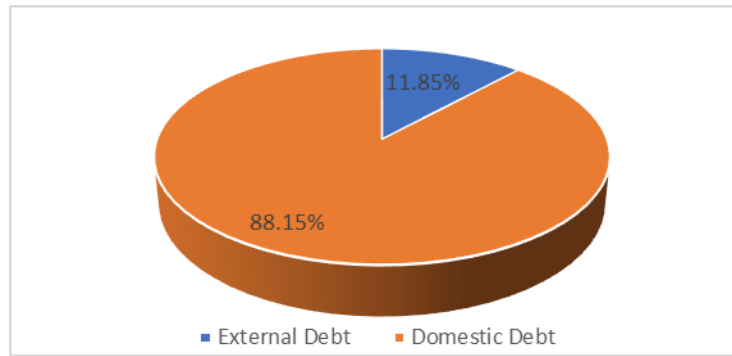
**Table no. 3
Receipt of debt during the quarter**
for the period 2080 Shrawan 01 to 2080 Asoj 30
(for the period 2023 July 17 to 2023 October 17)

(NPR in 10 millions)

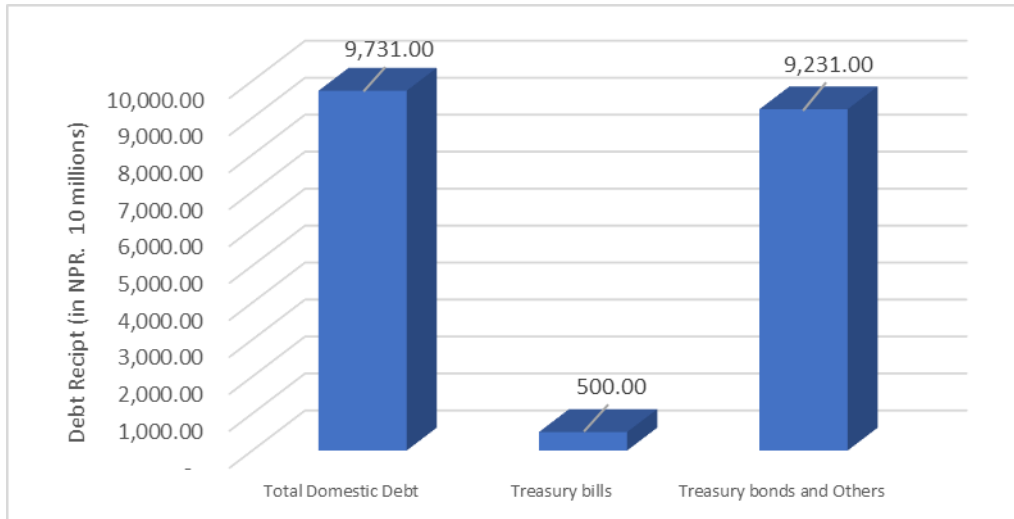
S.N.	Description	Amount	Percentage
1	External Debt	1,308.667	100.000
1.1	Multilateral	988.757	75.554
1.2	Bilateral	319.910	24.446
2	Domestic Debt	9,731.000	100.000
2.1	Treasury bills	500.000	5.138
2.2	Treasury bonds and Others	9,231.000	94.862
	Total	11,039.667	100.000

Total debt disbursement is presented in chart 3 whereas Domestic debt and external debt disbursement is presented in chart 4 and chart 5 respectively.

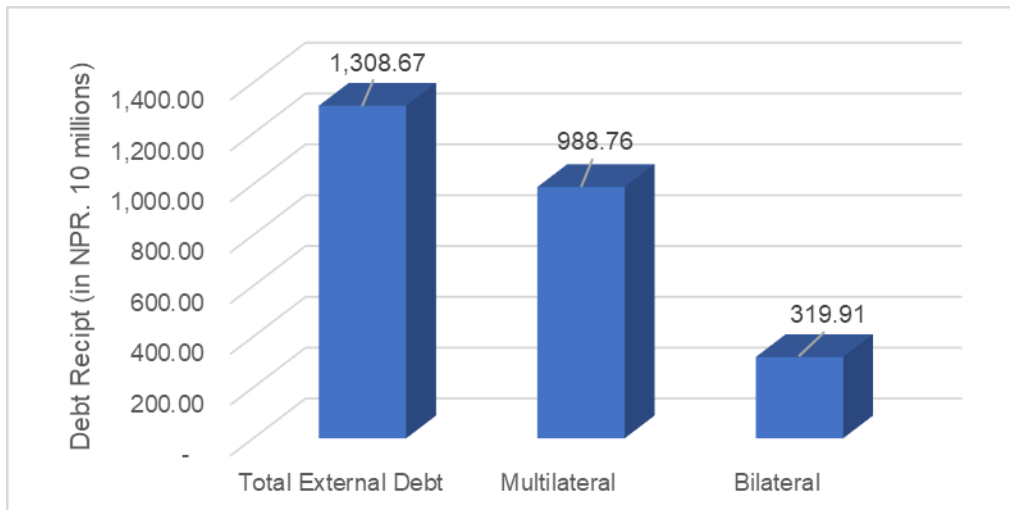
**Chart No. 3
Total Debt Disbursement**



**Chart No. 4
Domestic Debt**



**Chart No. 5
External Debt**



4. Debt Service

Status of debt servicing in this 1st quarter is depicted in the Table 4. Total debt servicing during the 1st quarter of Fiscal Year 2080/81 is NPR 67.87 billion. Out of which NPR 11.12 billion i.e., 16.38 percent is for external debt and remaining NPR 56.74 billion i.e. 83.61 percent is for domestic debt.

Table no. 4
Debt Servicing during the Quarter
for the period 2080 Shrawan 01 to 2080 Asoj 30
(for the period 2023 July 17 to 2023 October 17)

(NPR in 10 millions)

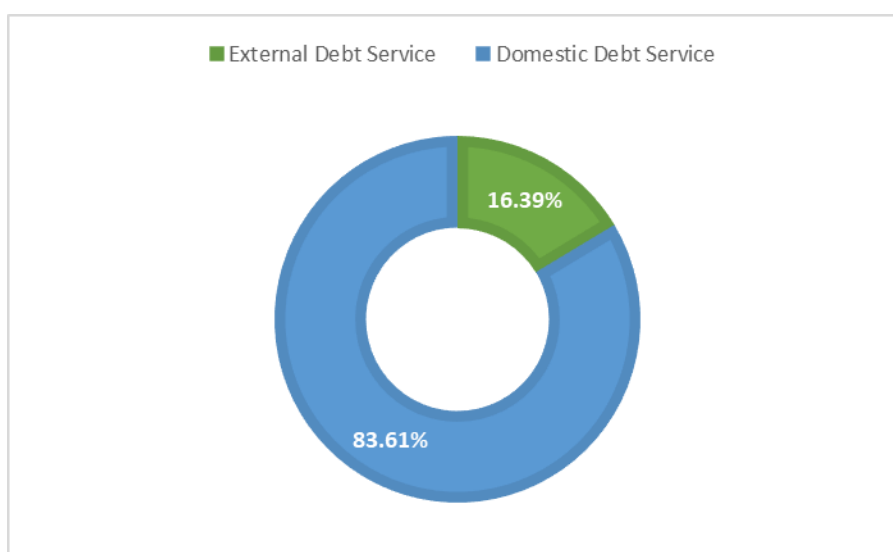
S.N.	Description	Amortization	Interest Payment*	Total	Percent
1	External Debt	853.817	258.550	1,112.367	16.389
2	Domestic Debt	4,303.330	1,371.492	5,674.822	83.611
	Total	5,157.147	1,630.042	6,787.189	100.000

* 1) Interest payment of external debt includes grace period interest payment and commitment charges payment.

2) Interest payment of domestic debt includes commission payment.

In regard to amortization, NPR 8.53 billion has been repaid to the external creditors and NPR 43.03 billion to the domestic creditors during the 1st quarter. Hence, total amortization amounts to NPR 51.57 billion. The total payment of interest is NPR 16.30 billion. Out of which NPR 2.58 billion and NPR 13.71 billion has been paid to external and domestic creditors respectively. Percentage of debt servicing is presented in Chart 6.

Chart No. 6
Debt Servicing
As on 2080 Asoj 30 (October 17, 2023)



Likewise interest payment, commitment charge and commission are also paid. Commitment charge are paid for external debt and commission are paid for domestic debt. Detailed breakdown of interest and other payment is provided in table 5.

Table no. 5
Interest and other payments during the quarter

for the period 2080 Shrawan 01 to 2080 Asoj 30

(for the period 2023 July 17 to 2023 October 17)

(NPR in 10 millions)

Fiscal Year	Shrawan	Bhadra	Asoj	Total
External Debt				
Interest	13.220	55.904	68.256	137.380
Grace Period Interest	53.713	35.996	28.901	118.610
Interest (Total)	66.933	91.900	97.157	255.990
Commitment Charge	1.232	1.328	-	2.560
Total (External)	68.165	93.228	97.157	258.550
Domestic Debt				
Interest	376.79	500.99	493.62	1,371.403
Commision	0.089	-	-	0.089
Total (Domestic)	376.880	500.992	493.620	1,371.492
Grand Total	445.045	594.220	590.777	1,630.042

- This report is based on the data received up to Asoj 30, 2080 considering the value dates.

.....
Prepared by
Basanta Raj Poudel
Account Officer

.....
Approved by
Act. Chief
Dilaram Giri
Public Debt Management Office

List of Annexes

1. Donor wise Outstanding External Debt (in commitment currency, NPR & USD)
2. Donor Wise Monthly Disbursement Summary (For Shrawan, Bhadra and Asoj)
3. Donor Wise Monthly Principal Re-Payment Summary (For Shrawan, Bhadra and Asoj)
4. Donor Wise Monthly Interest Payment Summary (For Shrawan, Bhadra and Asoj)
5. Donor Wise Monthly Grace Period Interest Payment Summary (For Shrawan, Bhadra and Asoj)
6. Donor Wise Monthly Commitment Charge Payment Summary (For Shrawan, Bhadra and Asoj)



Government of Nepal
Ministry of Finance

Public Debt Management Office

Kathmandu, Nepal

Donorwise Outstanding External Debt (in commitment currency , NPR & USD)

As on :2080-Ashwin-30 17/10/2023

Fiscal Year:2080/2081

Month:Ashwin

Sr. No.	Donor Type	Donor	Commit. Currency	Amount (Commitment CCY)	NPR Amount	USD Amount
	Bilateral					
1		BELGIUM	EUR	4,468,039.2700	628,519,084.1109	4,706,245.4819
2		EBK	KRW	56,385,675,830.0000	5,559,627,636.8380	41,629,559.2425
3		EBLCI	USD	302,268,570.5300	40,367,967,594.2815	302,268,570.5300
4		EIBC	CNY	1,872,330,458.1100	34,188,754,165.0886	255,999,656.7959
5		JICA	JPY	57,686,647,743.0000	51,514,176,434.4990	385,729,512.8004
6		KUWAIT	KWD	4,762,261.7020	2,055,582,641.0513	15,391,858.0386
7		NBF	EUR	7,249,276.8100	1,019,755,768.8627	7,635,760.1562
8		SAUDI	SAR	80,600,740.4300	2,869,386,359.3080	21,485,483.7837
Total of Bilateral					138,203,769,684.0400	1,034,846,646.8292
	Multilateral					
1		AiIB	USD	280,750.0000	37,494,162.5000	280,750.0000
2		ADB	USD	877,523,673.7200	117,193,286,625.3060	877,523,673.7200
3		EIB	EUR	8,845,501.2200	1,244,296,656.6174	9,317,084.6621
4		IDA	EUR	345,000.0000	48,531,150.0000	363,393.1112
5		NDF	EUR	13,140,384.4300	1,848,457,877.7681	13,840,942.5516
6		OFID	USD	57,503,146.5900	7,679,545,227.0945	57,503,146.5900
7		IDA	SDR	3,217,181,613.3500	563,320,135,825.3903	4,218,046,692.8146
8		IDA	USD	42,230,761.0900	5,639,918,143.5695	42,230,761.0900
9		IFAD	SDR	55,198,954.0200	9,665,193,331.6215	72,371,346.5490
10		IFAD	USD	8,133,761.7500	1,086,263,881.7125	8,133,761.7500

Sr. No.	Donor Type	Donor	Commit. Currency	Amount (Commitment CCY)	NPR Amount	USD Amount
11		IMF	SDR	292,205,410.4647	51,164,407,638.3018	383,110,502.7203
12		EEC	DKK	271,872.2500	5,127,510.6350	38,393.9396
13		EEC	EUR	959,806.4600	135,015,974.7282	1,010,976.9729
14		EEC	GBP	266,231.8700	43,214,757.1384	323,584.8532
15		EIB	USD	40,190,770.7700	5,367,477,436.3335	40,190,770.7700
16		ADB	SDR	1,453,719,739.7000	254,542,546,750.1468	1,905,971,896.2946
Total of Multilateral					1,019,020,912,948.8635	7,630,257,678.3891
Grand Total					1,157,224,682,632.9035	8,665,104,325.2183



Government of Nepal

Ministry of Finance

Public Debt Management Office

Kathmandu, Nepal

Donor Wise Monthly Disbursement Summary

As on : 2080-Shrawan-32 17/08/2023

Fiscal Year: 2080/2081

Month: Shrawan

Sr. No.	Donor Short Name	Commit. Currency	Disbursement Position upto Previous Month		Disbursement Position (Current Month)		Total	
			Amount In Commit. Currency	Amount In NPR Currency	Amount In Commit. Currency	Amount In NPR Currency	Amount in Commit. Currency	Amount In NPR Currency
Donor Type			Bilateral					
1	AUSTRIA	EUR	4,279,799.1400	530,737,891.3500	0.0000	0.0000	4,279,799.1400	530,737,891.3500
2	BELGIUM	EUR	17,164,024.3500	2,128,510,659.6400	0.0000	0.0000	17,164,024.3500	2,128,510,659.6400
3	EBK	KRW	75,613,759,770.0000	7,033,897,457.0700	0.0000	0.0000	75,613,759,770.0000	7,033,897,457.0700
4	EBLCI	USD	433,648,957.9900	49,039,509,428.7614	4,371,649.5200	573,965,232.2716	438,020,607.5100	49,613,474,661.0330
5	EIBC	CNY	2,038,612,424.3300	33,350,828,373.8469	34,752,438.3500	631,104,280.4360	2,073,364,862.6800	33,981,932,654.2829
6	JICA	JPY	92,189,976,505.0000	92,277,372,289.1230	560,848,657.0000	523,596,703.6280	92,750,825,162.0000	92,800,968,992.7510
7	KUWAIT	KWD	5,933,348.1830	2,278,631,484.4091	0.0000	0.0000	5,933,348.1830	2,278,631,484.4091
8	NBF	EUR	49,337,770.6900	6,125,742,613.0092	0.0000	0.0000	49,337,770.6900	6,125,742,613.0092
9	SAUDI	SAR	131,022,444.7500	4,012,163,341.4091	0.0000	0.0000	131,022,444.7500	4,012,163,341.4091
Total of Bilateral			170,483,735,044.4330	196,777,393,538.6187	599,972,744.8700	1,728,666,216.3356	171,083,707,789.3030	198,506,059,754.9543
Donor Type			Multilateral					
1	ADB	SDR	2,422,347,766.3500	371,752,649,856.8518	3,921,813.8200	691,752,155.1490	2,426,269,580.1700	372,444,402,012.0008
2	ADB	USD	842,204,047.9700	103,949,695,477.1271	496,060.2400	65,806,800.3371	842,700,108.2100	104,015,502,277.4642
3	AIIB	USD	280,750.0000	33,367,137.5000	0.0000	0.0000	280,750.0000	33,367,137.5000
4	EEC	DKK	1,528,000.0000	25,202,832.0000	0.0000	0.0000	1,528,000.0000	25,202,832.0000

Sr. No.	Donor Short Name	Commit. Currency	Disbursement Position upto Previous Month		Disbursement Position (Current Month)		Total	
			Amount In Commit. Currency	Amount In NPR Currency	Amount In Commit. Currency	Amount In NPR Currency	Amount in Commit. Currency	Amount In NPR Currency
5	EEC	EUR	5,391,372.4200	669,903,901.7800	0.0000	0.0000	5,391,372.4200	669,903,901.7800
6	EEC	GBP	1,503,200.0000	208,267,758.7200	0.0000	0.0000	1,503,200.0000	208,267,758.7200
7	EIB	EUR	8,845,501.2200	1,272,071,530.4482	0.0000	0.0000	8,845,501.2200	1,272,071,530.4482
8	EIB	USD	43,920,450.3000	4,933,077,662.7000	0.0000	0.0000	43,920,450.3000	4,933,077,662.7000
9	IDA	EUR	345,000.0000	47,703,150.0000	0.0000	0.0000	345,000.0000	47,703,150.0000
10	IDA	SDR	3,838,935,967.9100	604,649,423,541.9008	1,217,844.0900	215,590,660.5919	3,840,153,812.0000	604,865,014,202.4927
11	IDA	USD	262,641,716.1600	28,827,495,798.9972	0.0000	0.0000	262,641,716.1600	28,827,495,798.9972
12	IFAD	SDR	96,877,774.2900	14,687,053,746.4582	0.0000	0.0000	96,877,774.2900	14,687,053,746.4582
13	IFAD	USD	18,088,261.7400	2,058,284,260.9300	0.0000	0.0000	18,088,261.7400	2,058,284,260.9300
14	IMF	SDR	310,030,410.4647	50,828,605,330.6114	0.0000	0.0000	310,030,410.4647	50,828,605,330.6114
15	NDF	EUR	25,337,128.3600	3,154,167,865.8843	0.0000	0.0000	25,337,128.3600	3,154,167,865.8843
16	OFID	USD	142,986,061.5200	16,080,853,221.9809	124,898.9300	16,540,365.2999	143,110,960.4500	16,097,393,587.2808
Total of Multilateral			8,021,263,408.7047	1,203,177,823,073.8899	5,760,617.0800	989,689,981.3779	8,027,024,025.7847	1,204,167,513,055.2678
Grand Total			178,504,998,453.1377	1,399,955,216,612.5086	605,733,361.9500	2,718,356,197.7135	179,110,731,815.0877	1,402,673,572,810.2221



Government of Nepal

Ministry of Finance

Public Debt Management Office

Kathmandu, Nepal

Donor Wise Monthly Disbursement Summary

As on : 2080-Bhadra-31 17/09/2023

Fiscal Year: 2080/2081

Month: Bhadra

Sr. No.	Donor Short Name	Commit. Currency	Disbursement Position upto Previous Month		Disbursement Position (Current Month)		Total	
			Amount In Commit. Currency	Amount In NPR Currency	Amount In Commit. Currency	Amount In NPR Currency	Amount in Commit. Currency	Amount In NPR Currency
Donor Type			Bilateral					
1	AUSTRIA	EUR	4,279,799.1400	530,737,891.3500	0.0000	0.0000	4,279,799.1400	530,737,891.3500
2	BELGIUM	EUR	17,164,024.3500	2,128,510,659.6400	0.0000	0.0000	17,164,024.3500	2,128,510,659.6400
3	EBK	KRW	75,613,759,770.0000	7,033,897,457.0700	0.0000	0.0000	75,613,759,770.0000	7,033,897,457.0700
4	EBLCI	USD	438,020,607.5100	49,613,474,661.0330	2,625,515.0100	348,142,831.2631	440,646,122.5200	49,961,617,492.2961
5	EIBC	CNY	2,073,364,862.6800	33,981,932,654.2829	0.0000	0.0000	2,073,364,862.6800	33,981,932,654.2829
6	JICA	JPY	92,750,825,162.0000	92,800,968,992.7510	259,408,480.0000	234,724,690.5280	93,010,233,642.0000	93,035,693,683.2790
7	KUWAIT	KWD	5,933,348.1830	2,278,631,484.4091	360,077.7300	154,697,402.4332	6,293,425.9130	2,433,328,886.8423
8	NBF	EUR	49,337,770.6900	6,125,742,613.0092	0.0000	0.0000	49,337,770.6900	6,125,742,613.0092
9	SAUDI	SAR	131,022,444.7500	4,012,163,341.4091	0.0000	0.0000	131,022,444.7500	4,012,163,341.4091
Total of Bilateral			171,083,707,789.3030	198,506,059,754.9543	262,394,072.7400	737,564,924.2243	171,346,101,862.0430	199,243,624,679.1786
Donor Type			Multilateral					
1	ADB	SDR	2,426,269,580.1700	372,444,402,012.0008	6,142,304.9700	1,080,495,590.1036	2,432,411,885.1400	373,524,897,602.1044
2	ADB	USD	842,700,108.2100	104,015,502,277.4642	14,578,312.3000	1,927,370,079.4480	857,278,420.5100	105,942,872,356.9122
3	AIIB	USD	280,750.0000	33,367,137.5000	0.0000	0.0000	280,750.0000	33,367,137.5000
4	EEC	DKK	1,528,000.0000	25,202,832.0000	0.0000	0.0000	1,528,000.0000	25,202,832.0000

Sr. No.	Donor Short Name	Commit. Currency	Disbursement Position upto Previous Month		Disbursement Position (Current Month)		Total	
			Amount In Commit. Currency	Amount In NPR Currency	Amount In Commit. Currency	Amount In NPR Currency	Amount in Commit. Currency	Amount In NPR Currency
5	EEC	EUR	5,391,372.4200	669,903,901.7800	0.0000	0.0000	5,391,372.4200	669,903,901.7800
6	EEC	GBP	1,503,200.0000	208,267,758.7200	0.0000	0.0000	1,503,200.0000	208,267,758.7200
7	EIB	EUR	8,845,501.2200	1,272,071,530.4482	0.0000	0.0000	8,845,501.2200	1,272,071,530.4482
8	EIB	USD	43,920,450.3000	4,933,077,662.7000	0.0000	0.0000	43,920,450.3000	4,933,077,662.7000
9	IDA	EUR	345,000.0000	47,703,150.0000	0.0000	0.0000	345,000.0000	47,703,150.0000
10	IDA	SDR	3,840,153,812.0000	604,865,014,202.4927	7,560,163.6800	1,329,399,910.1548	3,847,713,975.6800	606,194,414,112.6475
11	IDA	USD	262,641,716.1600	28,827,495,798.9972	0.0000	0.0000	262,641,716.1600	28,827,495,798.9972
12	IFAD	SDR	96,877,774.2900	14,687,053,746.4582	1,990,016.1100	349,194,743.0110	98,867,790.4000	15,036,248,489.4692
13	IFAD	USD	18,088,261.7400	2,058,284,260.9300	0.0000	0.0000	18,088,261.7400	2,058,284,260.9300
14	IMF	SDR	310,030,410.4647	50,828,605,330.6114	0.0000	0.0000	310,030,410.4647	50,828,605,330.6114
15	NDF	EUR	25,337,128.3600	3,154,167,865.8843	0.0000	0.0000	25,337,128.3600	3,154,167,865.8843
16	OFID	USD	143,110,960.4500	16,097,393,587.2808	0.0000	0.0000	143,110,960.4500	16,097,393,587.2808
Total of Multilateral			8,027,024,025.7847	1,204,167,513,055.2678	30,270,797.0600	4,686,460,322.7174	8,057,294,822.8447	1,208,853,973,377.9852
Grand Total			179,110,731,815.0877	1,402,673,572,810.2221	292,664,869.8000	5,424,025,246.9417	179,403,396,684.8877	1,408,097,598,057.1638



Government of Nepal

Ministry of Finance

Public Debt Management Office

Kathmandu, Nepal

Donor Wise Monthly Disbursement Summary

As on : 2080-Ashwin-30 17/10/2023

Fiscal Year: 2080/2081

Month: Ashwin

Sr. No.	Donor Short Name	Commit. Currency	Disbursement Position upto Previous Month		Disbursement Position (Current Month)		Total	
			Amount In Commit. Currency	Amount In NPR Currency	Amount In Commit. Currency	Amount In NPR Currency	Amount in Commit. Currency	Amount In NPR Currency
Donor Type			Bilateral					
1	AUSTRIA	EUR	4,279,799.1400	530,737,891.3500	0.0000	0.0000	4,279,799.1400	530,737,891.3500
2	BELGIUM	EUR	17,164,024.3500	2,128,510,659.6400	0.0000	0.0000	17,164,024.3500	2,128,510,659.6400
3	EBK	KRW	75,613,759,770.0000	7,033,897,457.0700	0.0000	0.0000	75,613,759,770.0000	7,033,897,457.0700
4	EBLCI	USD	440,646,122.5200	49,961,617,492.2961	2,843,059.7700	377,616,962.9600	443,489,182.2900	50,339,234,455.2561
5	EIBC	CNY	2,073,364,862.6800	33,981,932,654.2829	0.0000	0.0000	2,073,364,862.6800	33,981,932,654.2829
6	JICA	JPY	93,010,233,642.0000	93,035,693,683.2790	393,642,811.0000	351,426,386.2370	93,403,876,453.0000	93,387,120,069.5160
7	KUWAIT	KWD	6,293,425.9130	2,433,328,886.8423	8,916.1490	3,830,110.1259	6,302,342.0620	2,437,158,996.9682
8	NBF	EUR	49,337,770.6900	6,125,742,613.0092	0.0000	0.0000	49,337,770.6900	6,125,742,613.0092
9	SAUDI	SAR	131,022,444.7500	4,012,163,341.4091	0.0000	0.0000	131,022,444.7500	4,012,163,341.4091
Total of Bilateral			171,346,101,862.0430	199,243,624,679.1786	396,494,786.9190	732,873,459.3229	171,742,596,648.9620	199,976,498,138.5015
Donor Type			Multilateral					
1	ADB	SDR	2,432,411,885.1400	373,524,897,602.1044	7,065,464.8000	1,234,020,207.7676	2,439,477,349.9400	374,758,917,809.8720
2	ADB	USD	857,278,420.5100	105,942,872,356.9122	20,245,253.2100	2,688,044,146.8352	877,523,673.7200	108,630,916,503.7474
3	AIIB	USD	280,750.0000	33,367,137.5000	0.0000	0.0000	280,750.0000	33,367,137.5000
4	EEC	DKK	1,528,000.0000	25,202,832.0000	0.0000	0.0000	1,528,000.0000	25,202,832.0000

Sr. No.	Donor Short Name	Commit. Currency	Disbursement Position upto Previous Month		Disbursement Position (Current Month)		Total	
			Amount In Commit. Currency	Amount In NPR Currency	Amount In Commit. Currency	Amount In NPR Currency	Amount in Commit. Currency	Amount In NPR Currency
5	EEC	EUR	5,391,372.4200	669,903,901.7800	0.0000	0.0000	5,391,372.4200	669,903,901.7800
6	EEC	GBP	1,503,200.0000	208,267,758.7200	0.0000	0.0000	1,503,200.0000	208,267,758.7200
7	EIB	EUR	8,845,501.2200	1,272,071,530.4482	0.0000	0.0000	8,845,501.2200	1,272,071,530.4482
8	EIB	USD	43,920,450.3000	4,933,077,662.7000	0.0000	0.0000	43,920,450.3000	4,933,077,662.7000
9	IDA	EUR	345,000.0000	47,703,150.0000	0.0000	0.0000	345,000.0000	47,703,150.0000
10	IDA	SDR	3,847,713,975.6800	606,194,414,112.6475	1,656,944.5000	289,351,131.2640	3,849,370,920.1800	606,483,765,243.9115
11	IDA	USD	262,641,716.1600	28,827,495,798.9972	0.0000	0.0000	262,641,716.1600	28,827,495,798.9972
12	IFAD	SDR	98,867,790.4000	15,036,248,489.4692	0.0000	0.0000	98,867,790.4000	15,036,248,489.4692
13	IFAD	USD	18,088,261.7400	2,058,284,260.9300	0.0000	0.0000	18,088,261.7400	2,058,284,260.9300
14	IMF	SDR	310,030,410.4647	50,828,605,330.6114	0.0000	0.0000	310,030,410.4647	50,828,605,330.6114
15	NDF	EUR	25,337,128.3600	3,154,167,865.8843	0.0000	0.0000	25,337,128.3600	3,154,167,865.8843
16	OFID	USD	143,110,960.4500	16,097,393,587.2808	0.0000	0.0000	143,110,960.4500	16,097,393,587.2808
Total of Multilateral			8,057,294,822.8447	1,208,853,973,377.9852	28,967,662.5100	4,211,415,485.8668	8,086,262,485.3547	1,213,065,388,863.8520
Grand Total			179,403,396,684.8877	1,408,097,598,057.1638	425,462,449.4290	4,944,288,945.1897	179,828,859,134.3167	1,413,041,887,002.3535



Government of Nepal

Ministry of Finance

Public Debt Management Office

Kathmandu, Nepal

Donor Wise Monthly Principal Re-Payment Summary

As on : 2080-Shrawan-32 17/08/2023

Fiscal Year: 2080/2081

Month: Shrawan

Sr. No.	Donor Short Name	Commit. Currency	Principal Payment Position (up to previous month)		Principal Payment Position (Current Month)		Total	
			Amount In Commit. Currency	Amount In NPR Currency	Amount In Commit. Currency	Amount In NPR Currency	Amount in Commit. Currency	Amount In NPR Currency
Donor Type			Bilateral					
1	AUSTRIA	EUR	4,279,799.1400	490,749,274.8530	0.0000	0.0000	4,279,799.1400	490,749,274.8530
2	BELGIUM	EUR	12,695,985.0800	1,482,724,451.5654	0.0000	0.0000	12,695,985.0800	1,482,724,451.5654
3	EBK	KRW	19,228,083,940.0000	436,770,253,326.6820	0.0000	0.0000	19,228,083,940.0000	436,770,253,326.6820
4	EBLCI	USD	133,156,095.6300	15,575,245,842.3694	0.0000	0.0000	133,156,095.6300	15,575,245,842.3694
5	EIBC	CNY	166,634,477.4400	3,117,920,331.3739	0.0000	0.0000	166,634,477.4400	3,117,920,331.3739
6	JICA	JPY	35,335,378,710.0000	2,430,113,691,951.8470	0.0000	0.0000	35,335,378,710.0000	2,430,113,691,951.8470
7	KUWAIT	KWD	1,540,080.3600	414,557,366.3856	0.0000	0.0000	1,540,080.3600	414,557,366.3856
8	NBF	EUR	42,088,493.8800	4,791,439,239.4714	0.0000	0.0000	42,088,493.8800	4,791,439,239.4714
9	SAUDI	SAR	48,546,704.3200	1,931,211,534.5075	0.0000	0.0000	48,546,704.3200	1,931,211,534.5075
Total of Bilateral			54,972,404,285.8500	2,894,687,793,319.0552	0.0000	0.0000	54,972,404,285.8500	2,894,687,793,319.0552
Donor Type			Multilateral					
10	ADB	SDR	969,167,060.7000	108,556,832,862.2522	3,653,940.8400	647,188,827.7946	972,821,001.5400	109,204,021,690.0468
11	EEC	DKK	1,256,127.7500	138,909,574.1456	0.0000	0.0000	1,256,127.7500	138,909,574.1456
12	EEC	EUR	4,431,565.9600	490,000,139.7394	0.0000	0.0000	4,431,565.9600	490,000,139.7394
13	EEC	GBP	1,236,968.1300	136,795,857.9128	0.0000	0.0000	1,236,968.1300	136,795,857.9128

Sr. No.	Donor Short Name	Commit. Currency	Principal Payment Position (up to previous month)		Principal Payment Position (Current Month)		Total	
			Amount In Commit. Currency	Amount In NPR Currency	Amount In Commit. Currency	Amount In NPR Currency	Amount in Commit. Currency	Amount In NPR Currency
14	EIB	USD	2,565,374.1000	334,840,554.7203	0.0000	0.0000	2,565,374.1000	334,840,554.7203
15	IDA	SDR	616,568,545.0200	69,292,640,477.1951	1,774,067.2300	314,369,807.6948	618,342,612.2500	69,607,010,284.8899
16	IDA	USD	218,847,710.0700	24,186,201,355.4643	255,000.0000	33,922,650.0000	219,102,710.0700	24,220,124,005.4643
17	IFAD	SDR	43,609,461.3800	4,849,184,093.4151	0.0000	0.0000	43,609,461.3800	4,849,184,093.4151
18	IFAD	USD	9,954,499.9900	1,099,908,978.9004	0.0000	0.0000	9,954,499.9900	1,099,908,978.9004
19	IMF	SDR	17,825,000.0000	2,196,409,334.0000	0.0000	0.0000	17,825,000.0000	2,196,409,334.0000
20	NDF	EUR	12,196,743.9300	1,499,867,849.9235	0.0000	0.0000	12,196,743.9300	1,499,867,849.9235
21	OFID	USD	83,296,383.8600	9,446,889,244.7463	1,827,750.0000	243,145,582.5000	85,124,133.8600	9,690,034,827.2463
Total of Multilateral			1,980,955,440.8900	222,228,480,322.4150	7,510,758.0700	1,238,626,867.9894	1,988,466,198.9600	223,467,107,190.4044
Grand Total			56,953,359,726.7400	3,116,916,273,641.4702	7,510,758.0700	1,238,626,867.9894	56,960,870,484.8100	3,118,154,900,509.4596



Government of Nepal

Ministry of Finance

Public Debt Management Office

Kathmandu, Nepal

Donor Wise Monthly Principal Re-Payment Summary

As on : 2080-Bhadra-31 17/09/2023

Fiscal Year: 2080/2081

Month: Bhadra

Sr. No.	Donor Short Name	Commit. Currency	Principal Payment Position (up to previous month)		Principal Payment Position (Current Month)		Total	
			Amount In Commit. Currency	Amount In NPR Currency	Amount In Commit. Currency	Amount In NPR Currency	Amount in Commit. Currency	Amount In NPR Currency
Donor Type			Bilateral					
1	AUSTRIA	EUR	4,279,799.1400	490,749,274.8530	0.0000	0.0000	4,279,799.1400	490,749,274.8530
2	BELGIUM	EUR	12,695,985.0800	1,482,724,451.5654	0.0000	0.0000	12,695,985.0800	1,482,724,451.5654
3	EBK	KRW	19,228,083,940.0000	436,770,253,326.6820	0.0000	0.0000	19,228,083,940.0000	436,770,253,326.6820
4	EBLCI	USD	133,156,095.6300	15,575,245,842.3694	8,064,516.1300	1,068,870,967.8702	141,220,611.7600	16,644,116,810.2396
5	EIBC	CNY	166,634,477.4400	3,117,920,331.3739	0.0000	0.0000	166,634,477.4400	3,117,920,331.3739
6	JICA	JPY	35,335,378,710.0000	2,430,113,691,951.8470	0.0000	0.0000	35,335,378,710.0000	2,430,113,691,951.8470
7	KUWAIT	KWD	1,540,080.3600	414,557,366.3856	0.0000	0.0000	1,540,080.3600	414,557,366.3856
8	NBF	EUR	42,088,493.8800	4,791,439,239.4714	0.0000	0.0000	42,088,493.8800	4,791,439,239.4714
9	SAUDI	SAR	48,546,704.3200	1,931,211,534.5075	1,875,000.0000	66,300,000.0000	50,421,704.3200	1,997,511,534.5075
Total of Bilateral			54,972,404,285.8500	2,894,687,793,319.0552	9,939,516.1300	1,135,170,967.8702	54,982,343,801.9800	2,895,822,964,286.9254
Donor Type			Multilateral					
10	ADB	SDR	972,821,001.5400	109,042,141,379.4942	7,217,589.8600	1,290,459,401.6456	980,038,591.4000	110,332,600,781.1398
11	EEC	DKK	1,256,127.7500	138,909,574.1456	0.0000	0.0000	1,256,127.7500	138,909,574.1456
12	EEC	EUR	4,431,565.9600	490,000,139.7394	0.0000	0.0000	4,431,565.9600	490,000,139.7394
13	EEC	GBP	1,236,968.1300	136,795,857.9128	0.0000	0.0000	1,236,968.1300	136,795,857.9128

Sr. No.	Donor Short Name	Commit. Currency	Principal Payment Position (up to previous month)		Principal Payment Position (Current Month)		Total	
			Amount In Commit. Currency	Amount In NPR Currency	Amount In Commit. Currency	Amount In NPR Currency	Amount in Commit. Currency	Amount In NPR Currency
14	EIB	USD	2,565,374.1000	334,840,554.7203	0.0000	0.0000	2,565,374.1000	334,840,554.7203
15	IDA	SDR	618,342,612.2500	69,528,320,560.1807	4,661,513.7500	839,642,147.5944	623,004,126.0000	70,367,962,707.7751
16	IDA	USD	219,102,710.0700	24,220,124,005.4643	652,245.0000	86,852,944.2000	219,754,955.0700	24,306,976,949.6643
17	IFAD	SDR	43,609,461.3800	4,849,184,093.4151	59,375.0000	10,476,214.1560	43,668,836.3800	4,859,660,307.5711
18	IFAD	USD	9,954,499.9900	1,099,908,978.9004	0.0000	0.0000	9,954,499.9900	1,099,908,978.9004
19	IMF	SDR	17,825,000.0000	2,196,409,334.0000	0.0000	0.0000	17,825,000.0000	2,196,409,334.0000
20	NDF	EUR	12,196,743.9300	1,499,867,849.9235	0.0000	0.0000	12,196,743.9300	1,499,867,849.9235
21	OFID	USD	85,124,133.8600	9,690,034,827.2463	0.0000	0.0000	85,124,133.8600	9,690,034,827.2463
Total of Multilateral			1,988,466,198.9600	223,226,537,155.1426	12,590,723.6100	2,227,430,707.5960	2,001,056,922.5700	225,453,967,862.7386
Grand Total			56,960,870,484.8100	3,117,914,330,474.1978	22,530,239.7400	3,362,601,675.4662	56,983,400,724.5500	3,121,276,932,149.6640



Government of Nepal

Ministry of Finance

Public Debt Management Office

Kathmandu, Nepal

Donor Wise Monthly Principal Re-Payment Summary

As on : 2080-Ashwin-30 17/10/2023

Fiscal Year: 2080/2081

Month: Ashwin

Sr. No.	Donor Short Name	Commit. Currency	Principal Payment Position (up to previous month)		Principal Payment Position (Current Month)		Total	
			Amount In Commit. Currency	Amount In NPR Currency	Amount In Commit. Currency	Amount In NPR Currency	Amount in Commit. Currency	Amount In NPR Currency
Donor Type			Bilateral					
1	AUSTRIA	EUR	4,279,799.1400	490,749,274.8530	0.0000	0.0000	4,279,799.1400	490,749,274.8530
2	BELGIUM	EUR	12,695,985.0800	1,482,724,451.5654	0.0000	0.0000	12,695,985.0800	1,482,724,451.5654
3	EBK	KRW	19,228,083,940.0000	436,770,253,326.6820	0.0000	0.0000	19,228,083,940.0000	436,770,253,326.6820
4	EBLCI	USD	141,220,611.7600	16,644,116,810.2396	0.0000	0.0000	141,220,611.7600	16,644,116,810.2396
5	EIBC	CNY	166,634,477.4400	3,117,920,331.3739	34,399,927.1300	626,766,672.3086	201,034,404.5700	3,744,687,003.6825
6	JICA	JPY	35,335,378,710.0000	2,430,113,691,951.8470	381,850,000.0000	345,192,400.0000	35,717,228,710.0000	2,430,458,884,351.8470
7	KUWAIT	KWD	1,540,080.3600	414,557,366.3856	0.0000	0.0000	1,540,080.3600	414,557,366.3856
8	NBF	EUR	42,088,493.8800	4,791,439,239.4714	0.0000	0.0000	42,088,493.8800	4,791,439,239.4714
9	SAUDI	SAR	50,421,704.3200	1,997,511,534.5075	0.0000	0.0000	50,421,704.3200	1,997,511,534.5075
Total of Bilateral			54,982,343,801.9800	2,895,822,964,286.9254	416,249,927.1300	971,959,072.3086	55,398,593,729.1100	2,896,794,923,359.2340
Donor Type			Multilateral					
10	ADB	SDR	980,038,591.4000	110,002,994,245.2518	5,719,018.8400	1,022,121,611.3640	985,757,610.2400	111,025,115,856.6158
11	EEC	DKK	1,256,127.7500	138,909,574.1456	0.0000	0.0000	1,256,127.7500	138,909,574.1456
12	EEC	EUR	4,431,565.9600	490,000,139.7394	0.0000	0.0000	4,431,565.9600	490,000,139.7394
13	EEC	GBP	1,236,968.1300	136,795,857.9128	0.0000	0.0000	1,236,968.1300	136,795,857.9128

Sr. No.	Donor Short Name	Commit. Currency	Principal Payment Position (up to previous month)		Principal Payment Position (Current Month)		Total	
			Amount In Commit. Currency	Amount In NPR Currency	Amount In Commit. Currency	Amount In NPR Currency	Amount in Commit. Currency	Amount In NPR Currency
14	EIB	USD	2,565,374.1000	334,840,554.7203	1,164,305.4300	155,318,344.3620	3,729,679.5300	490,158,899.0823
15	IDA	SDR	623,004,126.0000	70,148,927,406.2987	9,185,180.8300	1,635,456,140.2050	632,189,306.8300	71,784,383,546.5037
16	IDA	USD	219,754,955.0700	24,306,976,949.6643	656,000.0000	87,510,400.0000	220,410,955.0700	24,394,487,349.6643
17	IFAD	SDR	43,668,836.3800	4,857,104,718.4151	0.0000	0.0000	43,668,836.3800	4,857,104,718.4151
18	IFAD	USD	9,954,499.9900	1,099,908,978.9004	0.0000	0.0000	9,954,499.9900	1,099,908,978.9004
19	IMF	SDR	17,825,000.0000	2,196,409,334.0000	0.0000	0.0000	17,825,000.0000	2,196,409,334.0000
20	NDF	EUR	12,196,743.9300	1,499,867,849.9235	0.0000	0.0000	12,196,743.9300	1,499,867,849.9235
21	OFID	USD	85,124,133.8600	9,690,034,827.2463	483,680.0000	64,571,280.0000	85,607,813.8600	9,754,606,107.2463
Total of Multilateral			2,001,056,922.5700	224,902,770,436.2182	17,208,185.1000	2,964,977,775.9310	2,018,265,107.6700	227,867,748,212.1492
Grand Total			56,983,400,724.5500	3,120,725,734,723.1436	433,458,112.2300	3,936,936,848.2396	57,416,858,836.7800	3,124,662,671,571.3832



Government of Nepal

Ministry of Finance

Public Debt Management Office

Kathmandu, Nepal

Donor Wise Monthly Interest Payment Summary

As on : 2080-Shrawan-32 17/08/2023

Fiscal Year: 2080/2081

Month: Shrawan

			Interest Payment Position upto Previous Month		Interest Payment Position (Current Month)		Total	
Sr. No.	Donor Short Name	Commit. Currency	Amount In Commit. Currency	Amount In NPR Currency	Amount In Commit. Currency	Amount In NPR Currency	Amount in Commit. Currency	Amount In NPR Currency
Donor Type			Bilateral					
1	AUSTRIA	EUR	0.0800	9.7881	0.0000	0.0000	0.0800	9.7881
2	BELGIUM	EUR	103,535.4700	11,384,766.1036	0.0000	0.0000	103,535.4700	11,384,766.1036
3	EBK	KRW	3,184,207,915.0000	166,777,776,826.2596	0.0000	0.0000	3,184,207,915.0000	166,777,776,826.2596
4	EBLCI	USD	9,257,802.7300	1,133,100,740.3572	0.0000	0.0000	9,257,802.7300	1,133,100,740.3572
5	EIBC	CNY	38,631,556.3800	722,183,256.2166	0.0000	0.0000	38,631,556.3800	722,183,256.2166
6	JICA	JPY	5,894,828,260.2300	552,116,835,490.3680	0.0000	0.0000	5,894,828,260.2300	552,116,835,490.3680
7	KUWAIT	KWD	346,850.0440	72,007,884.7563	0.0000	0.0000	346,850.0440	72,007,884.7563
8	NBF	EUR	18,429,528.0000	2,036,090,101.7714	0.0000	0.0000	18,429,528.0000	2,036,090,101.7714
9	SAUDI	SAR	6,649,156.5600	334,289,911.1808	0.0000	0.0000	6,649,156.5600	334,289,911.1808
Total of Bilateral			9,152,454,604.4940	723,203,668,986.8016	0.0000	0.0000	9,152,454,604.4940	723,203,668,986.8016
Donor Type			Multilateral					
1	ADB	SDR	224,148,081.6800	34,691,148,344.3511	120,714.4200	21,324,799.0158	224,268,796.1000	34,712,473,143.3669
2	EEC	DKK	340,333.1600	33,980,555.9913	0.0000	0.0000	340,333.1600	33,980,555.9913
3	EEC	EUR	1,192,211.8900	129,801,581.5822	0.0000	0.0000	1,192,211.8900	129,801,581.5822
4	EEC	GBP	366,813.0300	40,497,279.3420	0.0000	0.0000	366,813.0300	40,497,279.3420

Sr. No.	Donor Short Name	Commit. Currency	Interest Payment Position upto Previous Month		Interest Payment Position (Current Month)		Total	
			Amount In Commit. Currency	Amount In NPR Currency	Amount In Commit. Currency	Amount In NPR Currency	Amount in Commit. Currency	Amount In NPR Currency
5	EIB	USD	1,382,366.1600	181,029,812.7555	0.0000	0.0000	1,382,366.1600	181,029,812.7555
6	IDA	SDR	173,399,712.3800	26,751,427,916.1345	408,943.6000	72,445,360.8049	173,808,655.9800	26,823,873,276.9394
7	IDA	USD	56,296,935.0900	6,184,326,965.9157	7,650.0000	1,017,679.5000	56,304,585.0900	6,185,344,645.4157
8	IFAD	SDR	11,635,955.8000	1,786,578,689.4012	0.0000	0.0000	11,635,955.8000	1,786,578,689.4012
9	IFAD	USD	2,453,495.0700	269,551,838.8187	0.0000	0.0000	2,453,495.0700	269,551,838.8187
10	IMF	SDR	0.0000	0.0000	0.0000	0.0000	0.0000	0.0000
11	NDF	EUR	3,637,057.0700	423,239,012.7576	0.0000	0.0000	3,637,057.0700	423,239,012.7576
12	OFID	USD	13,544,071.8100	1,536,151,129.0463	281,209.9200	37,409,355.6576	13,825,281.7300	1,573,560,484.7039
Total of Multilateral			488,397,033.1400	72,027,733,126.0961	818,517.9400	132,197,194.9783	489,215,551.0800	72,159,930,321.0744
Grand Total			9,640,851,637.6340	795,231,402,112.8977	818,517.9400	132,197,194.9783	9,641,670,155.5740	795,363,599,307.8760



Government of Nepal

Ministry of Finance

Public Debt Management Office

Kathmandu, Nepal

Donor Wise Monthly Interest Payment Summary

As on : 2080-Bhadra-31 17/09/2023

Fiscal Year: 2080/2081

Month: Bhadra

			Interest Payment Position upto Previous Month		Interest Payment Position (Current Month)		Total	
Sr. No.	Donor Short Name	Commit. Currency	Amount In Commit. Currency	Amount In NPR Currency	Amount In Commit. Currency	Amount In NPR Currency	Amount in Commit. Currency	Amount In NPR Currency
Donor Type			Bilateral					
1	AUSTRIA	EUR	0.0800	9.7881	0.0000	0.0000	0.0800	9.7881
2	BELGIUM	EUR	103,535.4700	11,384,766.1036	0.0000	0.0000	103,535.4700	11,384,766.1036
3	EBK	KRW	3,184,207,915.0000	166,777,776,826.2596	0.0000	0.0000	3,184,207,915.0000	166,777,776,826.2596
4	EBLCI	USD	9,257,802.7300	1,133,100,740.3572	1,008,692.5800	133,692,114.5532	10,266,495.3100	1,266,792,854.9104
5	EIBC	CNY	38,631,556.3800	722,183,256.2166	0.0000	0.0000	38,631,556.3800	722,183,256.2166
6	JICA	JPY	5,894,828,260.2300	552,116,835,490.3680	0.0000	0.0000	5,894,828,260.2300	552,116,835,490.3680
7	KUWAIT	KWD	346,850.0440	72,007,884.7563	0.0000	0.0000	346,850.0440	72,007,884.7563
8	NBF	EUR	18,429,528.0000	2,036,090,101.7714	0.0000	0.0000	18,429,528.0000	2,036,090,101.7714
9	SAUDI	SAR	6,649,156.5600	334,289,911.1808	90,550.9200	3,201,880.5312	6,739,707.4800	337,491,791.7120
Total of Bilateral			9,152,454,604.4940	723,203,668,986.8016	1,099,243.5000	136,893,995.0844	9,153,553,847.9940	723,340,562,981.8860
Donor Type			Multilateral					
1	ADB	SDR	224,268,796.1000	34,712,473,143.3669	1,306,959.6700	233,815,151.4412	225,575,755.7700	34,946,288,294.8081
2	EEC	DKK	340,333.1600	33,980,555.9913	0.0000	0.0000	340,333.1600	33,980,555.9913
3	EEC	EUR	1,192,211.8900	129,801,581.5822	0.0000	0.0000	1,192,211.8900	129,801,581.5822
4	EEC	GBP	366,813.0300	40,497,279.3420	0.0000	0.0000	366,813.0300	40,497,279.3420

Sr. No.	Donor Short Name	Commit. Currency	Interest Payment Position upto Previous Month		Interest Payment Position (Current Month)		Total	
			Amount In Commit. Currency	Amount In NPR Currency	Amount In Commit. Currency	Amount In NPR Currency	Amount in Commit. Currency	Amount In NPR Currency
5	EIB	USD	1,382,366.1600	181,029,812.7555	0.0000	0.0000	1,382,366.1600	181,029,812.7555
6	IDA	SDR	173,808,655.9800	26,823,873,276.9394	1,020,360.0700	183,909,983.0848	174,829,016.0500	27,007,783,260.0242
7	IDA	USD	56,304,585.0900	6,185,344,645.4157	21,283.3800	2,834,094.8808	56,325,868.4700	6,188,178,740.2965
8	IFAD	SDR	11,635,955.8000	1,786,578,689.4012	8,312.5000	1,586,152.6800	11,644,268.3000	1,788,164,842.0812
9	IFAD	USD	2,453,495.0700	269,551,838.8187	0.0000	0.0000	2,453,495.0700	269,551,838.8187
10	IMF	SDR	0.0000	0.0000	0.0000	0.0000	0.0000	0.0000
11	NDF	EUR	3,637,057.0700	423,239,012.7576	0.0000	0.0000	3,637,057.0700	423,239,012.7576
12	OFID	USD	13,825,281.7300	1,573,560,484.7039	0.0000	0.0000	13,825,281.7300	1,573,560,484.7039
Total of Multilateral			489,215,551.0800	72,159,930,321.0744	2,356,915.6200	422,145,382.0868	491,572,466.7000	72,582,075,703.1612
Grand Total			9,641,670,155.5740	795,363,599,307.8760	3,456,159.1200	559,039,377.1712	9,645,126,314.6940	795,922,638,685.0472



Government of Nepal

Ministry of Finance

Public Debt Management Office

Kathmandu, Nepal

Donor Wise Monthly Interest Payment Summary

As on : 2080-Ashwin-30 17/10/2023

Fiscal Year: 2080/2081

Month: Ashwin

Sr. No.	Donor Short Name	Commit. Currency	Interest Payment Position upto Previous Month		Interest Payment Position (Current Month)		Total	
			Amount In Commit. Currency	Amount In NPR Currency	Amount In Commit. Currency	Amount In NPR Currency	Amount in Commit. Currency	Amount In NPR Currency
Donor Type			Bilateral					
1	AUSTRIA	EUR	0.0800	9.7881	0.0000	0.0000	0.0800	9.7881
2	BELGIUM	EUR	103,535.4700	11,384,766.1036	0.0000	0.0000	103,535.4700	11,384,766.1036
3	EBK	KRW	3,184,207,915.0000	166,777,776,826.2596	0.0000	0.0000	3,184,207,915.0000	166,777,776,826.2596
4	EBLCI	USD	10,266,495.3100	1,266,792,854.9104	0.0000	0.0000	10,266,495.3100	1,266,792,854.9104
5	EIBC	CNY	38,631,556.3800	722,183,256.2166	7,158,217.5500	130,422,723.7610	45,789,773.9300	852,605,979.9776
6	JICA	JPY	5,894,828,260.2300	552,116,835,490.3680	11,836,689.0000	10,700,366.8560	5,906,664,949.2300	552,127,535,857.2240
7	KUWAIT	KWD	346,850.0440	72,007,884.7563	0.0000	0.0000	346,850.0440	72,007,884.7563
8	NBF	EUR	18,429,528.0000	2,036,090,101.7714	0.0000	0.0000	18,429,528.0000	2,036,090,101.7714
9	SAUDI	SAR	6,739,707.4800	337,491,791.7120	0.0000	0.0000	6,739,707.4800	337,491,791.7120
Total of Bilateral			9,153,553,847.9940	723,340,562,981.8860	18,994,906.5500	141,123,090.6170	9,172,548,754.5440	723,481,686,072.5030
Donor Type			Multilateral					
1	ADB	SDR	225,575,755.7700	34,946,288,294.8081	865,557.4300	154,628,990.8540	226,441,313.2000	35,100,917,285.6621
2	EEC	DKK	340,333.1600	33,980,555.9913	0.0000	0.0000	340,333.1600	33,980,555.9913
3	EEC	EUR	1,192,211.8900	129,801,581.5822	0.0000	0.0000	1,192,211.8900	129,801,581.5822
4	EEC	GBP	366,813.0300	40,497,279.3420	0.0000	0.0000	366,813.0300	40,497,279.3420

			Interest Payment Position upto Previous Month		Interest Payment Position (Current Month)		Total	
Sr. No.	Donor Short Name	Commit. Currency	Amount In Commit. Currency	Amount In NPR Currency	Amount In Commit. Currency	Amount In NPR Currency	Amount in Commit. Currency	Amount In NPR Currency
5	EIB	USD	1,382,366.1600	181,029,812.7555	1,140,383.1600	152,127,113.5440	2,522,749.3200	333,156,926.2995
6	IDA	SDR	174,829,016.0500	27,007,783,260.0242	1,212,015.2600	215,676,806.5960	176,041,031.3100	27,223,460,066.6202
7	IDA	USD	56,325,868.4700	6,188,178,740.2965	11,798.5800	1,573,930.5720	56,337,667.0500	6,189,752,670.8685
8	IFAD	SDR	11,644,268.3000	1,788,164,842.0812	0.0000	0.0000	11,644,268.3000	1,788,164,842.0812
9	IFAD	USD	2,453,495.0700	269,551,838.8187	0.0000	0.0000	2,453,495.0700	269,551,838.8187
10	IMF	SDR	0.0000	0.0000	0.0000	0.0000	0.0000	0.0000
11	NDF	EUR	3,637,057.0700	423,239,012.7576	0.0000	0.0000	3,637,057.0700	423,239,012.7576
12	OFID	USD	13,825,281.7300	1,573,560,484.7039	130,591.8000	17,434,005.3000	13,955,873.5300	1,590,994,490.0039
Total of Multilateral			491,572,466.7000	72,582,075,703.1612	3,360,346.2300	541,440,846.8660	494,932,812.9300	73,123,516,550.0272
Grand Total			9,645,126,314.6940	795,922,638,685.0472	22,355,252.7800	682,563,937.4830	9,667,481,567.4740	796,605,202,622.5302



Government of Nepal

Ministry of Finance

Public Debt Management Office

Kathmandu, Nepal

Donor Wise Monthly Grace Period Interest Payment Summary

As on : 2080-Shrawan-32 17/08/2023

Fiscal Year: 2080/2081

Month: Shrawan

Sr. No.	Donor Short Name	Commit. Currency	Grace Period Interest Payment Position				Total	
			Upto Previous Month		Current Month		Amount in Commit. Currency	Amount In NPR Currency
			Amount In Commit. Currency	Amount In NPR Currency	Amount In Commit. Currency	Amount In NPR Currency		
1	ADB	SDR	18,557,925.6600	3,308,510,698.2499	0.0000	0.0000	18,557,925.6600	3,285,205,655.2061
2	ADB	USD	8,539,638.8900	1,125,268,216.5353	1,395,208.3300	185,604,564.1399	9,934,847.2200	1,321,632,725.6766
3	AIIB	USD	234,584.7800	30,911,236.4606	0.0000	0.0000	234,584.7800	31,206,813.2834
4	EBK	KRW	2,176,765,931.0000	226,165,980.2309	0.0000	0.0000	2,176,765,931.0000	216,588,210.1345
5	EBLCI	USD	14,584,760.9600	1,921,833,951.6992	600,839.7300	79,821,558.1305	15,185,600.6900	2,020,140,459.7907
6	EIB	EUR	0.0300	4.4358	0.0000	0.0000	0.0300	4.3572
7	EIB	USD	1,792,609.9300	236,212,210.4761	0.0000	0.0000	1,792,609.9300	238,470,898.9879
8	EIBC	CNY	96,345,408.3600	1,778,536,238.3256	0.0000	0.0000	96,345,408.3600	1,756,376,794.4028
9	IDA	EUR	855,309.0100	126,465,990.2186	0.0000	0.0000	855,309.0100	124,225,080.6124
10	IDA	SDR	79,660,797.5800	14,201,942,924.7219	1,447,900.9800	254,942,184.0647	81,108,698.5600	14,358,218,697.3649
11	IDA	USD	56,235.2300	7,410,116.2571	0.0000	0.0000	56,235.2300	7,480,972.6469
12	IFAD	SDR	1,063,797.9000	189,654,102.3716	0.0000	0.0000	1,063,797.9000	188,318,184.9688
13	IFAD	USD	101,695.7700	13,400,451.6129	0.0000	0.0000	101,695.7700	13,528,588.2831
14	JICA	JPY	23,037,026.0000	21,862,137.6740	0.0000	0.0000	23,037,026.0000	21,032,804.7380
15	KUWAIT	KWD	216,695.9280	93,246,424.7777	38,741.0740	16,765,587.1842	255,437.0020	110,435,633.4447

Sr. No.	Donor Short Name	Commit. Currency	Grace Period Interest Payment Position				Total	
			Upto Previous Month		Current Month			
			Amount In Commit. Currency	Amount In NPR Currency	Amount In Commit. Currency	Amount In NPR Currency	Amount in Commit. Currency	Amount In NPR Currency
16	OFID	USD	829,345.0400	109,282,795.9208	0.0000	0.0000	829,345.0400	110,327,770.6712
17	SAUDI	SAR	1,457,677.3500	51,193,628.5320	0.0000	0.0000	1,457,677.3500	51,703,815.6045
Grand Total			2,424,099,439.4180	23,441,897,108.5000	3,482,690.1140	537,133,893.5193	2,427,582,129.5320	23,854,893,110.1737



Government of Nepal

Ministry of Finance

Public Debt Management Office

Kathmandu, Nepal

Donor Wise Monthly Grace Period Interest Payment Summary

As on : 2080-Bhadra-31 17/09/2023

Fiscal Year: 2080/2081

Month: Bhadra

Sr. No.	Donor Short Name	Commit. Currency	Grace Period Interest Payment Position				Total	
			Upto Previous Month		Current Month		Amount in Commit. Currency	Amount In NPR Currency
			Amount In Commit. Currency	Amount In NPR Currency	Amount In Commit. Currency	Amount In NPR Currency		
1	ADB	SDR	18,557,925.6600	3,285,205,655.2061	15,462.1000	2,766,713.2576	18,573,387.7600	3,267,378,369.2535
2	ADB	USD	9,934,847.2200	1,321,632,725.6766	125,000.0000	16,595,000.0000	10,059,847.2200	1,341,983,619.1480
3	AIIB	USD	234,584.7800	31,206,813.2834	0.0000	0.0000	234,584.7800	31,293,609.6520
4	EBK	KRW	2,176,765,931.0000	216,588,210.1345	0.0000	0.0000	2,176,765,931.0000	218,547,299.4724
5	EBLCI	USD	15,185,600.6900	2,020,140,459.7907	0.0000	0.0000	15,185,600.6900	2,025,759,132.0460
6	EIB	EUR	0.0300	4.3572	0.0000	0.0000	0.0300	4.2693
7	EIB	USD	1,792,609.9300	238,470,898.9879	0.0000	0.0000	1,792,609.9300	239,134,164.6620
8	EIBC	CNY	96,345,408.3600	1,756,376,794.4028	0.0000	0.0000	96,345,408.3600	1,766,011,335.2388
9	IDA	EUR	855,309.0100	124,225,080.6124	181,400.3800	26,190,586.8644	1,036,709.3900	147,534,113.2909
10	IDA	SDR	81,108,698.5600	14,358,218,697.3649	1,749,864.8000	314,406,146.0160	82,858,563.3600	14,576,246,462.3138
11	IDA	USD	56,235.2300	7,480,972.6469	0.0000	0.0000	56,235.2300	7,501,779.6820
12	IFAD	SDR	1,063,797.9000	188,318,184.9688	0.0000	0.0000	1,063,797.9000	187,140,347.9339
13	IFAD	USD	101,695.7700	13,528,588.2831	0.0000	0.0000	101,695.7700	13,566,215.7180
14	JICA	JPY	23,037,026.0000	21,032,804.7380	0.0000	0.0000	23,037,026.0000	20,779,397.4520
15	KUWAIT	KWD	255,437.0020	110,435,633.4447	0.0000	0.0000	255,437.0020	110,287,479.9835

Sr. No.	Donor Short Name	Commit. Currency	Grace Period Interest Payment Position				Total	
			Upto Previous Month		Current Month			
			Amount In Commit. Currency	Amount In NPR Currency	Amount In Commit. Currency	Amount In NPR Currency	Amount in Commit. Currency	Amount In NPR Currency
16	OFID	USD	829,345.0400	110,327,770.6712	0.0000	0.0000	829,345.0400	110,634,628.3360
17	SAUDI	SAR	1,457,677.3500	51,703,815.6045	0.0000	0.0000	1,457,677.3500	51,835,006.5660
Grand Total			2,427,582,129.5320	23,854,893,110.1737	2,071,727.2800	359,958,446.1380	2,429,653,856.8120	24,115,632,965.0181



Government of Nepal

Ministry of Finance

Public Debt Management Office

Kathmandu, Nepal

Donor Wise Monthly Grace Period Interest Payment Summary

As on : 2080-Ashwin-30 17/10/2023

Fiscal Year: 2080/2081

Month: Ashwin

Sr. No.	Donor Short Name	Commit. Currency	Grace Period Interest Payment Position				Total	
			Upto Previous Month		Current Month		Amount in Commit. Currency	Amount In NPR Currency
			Amount In Commit. Currency	Amount In NPR Currency	Amount In Commit. Currency	Amount In NPR Currency		
1	ADB	SDR	18,573,387.7600	3,267,378,369.2535	410,933.9100	73,319,409.5100	18,984,321.6700	3,324,105,365.1807
2	ADB	USD	10,059,847.2200	1,341,983,619.1480	0.0000	0.0000	10,059,847.2200	1,343,492,596.2310
3	AIIB	USD	234,584.7800	31,293,609.6520	0.0000	0.0000	234,584.7800	31,328,797.3690
4	EBK	KRW	2,176,765,931.0000	218,547,299.4724	0.0000	0.0000	2,176,765,931.0000	214,629,120.7966
5	EBLCI	USD	15,185,600.6900	2,025,759,132.0460	0.0000	0.0000	15,185,600.6900	2,028,036,972.1495
6	EIB	EUR	0.0300	4.2693	0.0000	0.0000	0.0300	4.2201
7	EIB	USD	1,792,609.9300	239,134,164.6620	310,009.0300	41,355,204.6020	2,102,618.9600	280,804,762.1080
8	EIBC	CNY	96,345,408.3600	1,766,011,335.2388	0.0000	0.0000	96,345,408.3600	1,759,267,156.6536
9	IDA	EUR	1,036,709.3900	147,534,113.2909	0.0000	0.0000	1,036,709.3900	145,833,909.8913
10	IDA	SDR	82,858,563.3600	14,576,246,462.3138	977,967.8400	174,332,254.5640	83,836,531.2000	14,679,558,638.1389
11	IDA	USD	56,235.2300	7,501,779.6820	0.0000	0.0000	56,235.2300	7,510,214.9665
12	IFAD	SDR	1,063,797.9000	187,140,347.9339	0.0000	0.0000	1,063,797.9000	186,268,246.4155
13	IFAD	USD	101,695.7700	13,566,215.7180	0.0000	0.0000	101,695.7700	13,581,470.0835
14	JICA	JPY	23,037,026.0000	20,779,397.4520	0.0000	0.0000	23,037,026.0000	20,572,064.2180
15	KUWAIT	KWD	255,437.0020	110,287,479.9835	0.0000	0.0000	255,437.0020	110,256,827.5433

Sr. No.	Donor Short Name	Commit. Currency	Grace Period Interest Payment Position				Total	
			Upto Previous Month		Current Month			
			Amount In Commit. Currency	Amount In NPR Currency	Amount In Commit. Currency	Amount In NPR Currency	Amount in Commit. Currency	Amount In NPR Currency
16	OFID	USD	829,345.0400	110,634,628.3360	0.0000	0.0000	829,345.0400	110,759,030.0920
17	SAUDI	SAR	1,457,677.3500	51,835,006.5660	0.0000	0.0000	1,457,677.3500	51,893,313.6600
Grand Total			2,429,653,856.8120	24,115,632,965.0181	1,698,910.7800	289,006,868.6760	2,431,352,767.5920	24,307,898,489.7175



Government of Nepal

Ministry of Finance

Public Debt Management Office

Kathmandu, Nepal

Donor Wise Monthly Commitment Charge Payment Summary

As on : 2080-Shrawan-32 17/08/2023

Fiscal Year: 2080/2081

Month: Shrawan

Sr. No.	Donor Short Name	Commit. Currency	Commitment Charge Payment Position				Total	
			Upto Previous Month		Current Month		Amount in Commit. Currency	Amount In NPR Currency
			Amount In Commit. Currency	Amount In NPR Currency	Amount In Commit. Currency	Amount In NPR Currency		
1	AIIB	USD	141,174.9400	17,036,991.7592	0.0000	0.0000	141,174.9400	17,036,991.7592
2	EBLCI	USD	2,679,216.9300	325,350,882.6815	92,764.4300	12,323,754.5255	2,771,981.3600	337,674,637.2070
3	EIB	EUR	315,173.6400	44,191,819.8180	0.0000	0.0000	315,173.6400	44,191,819.8180
4	EIB	USD	40,935.0000	4,763,605.9500	0.0000	0.0000	40,935.0000	4,763,605.9500
5	EIBC	CNY	934,340.7200	16,763,484.0317	0.0000	0.0000	934,340.7200	16,763,484.0317
6	NDF	EUR	2,825.8900	344,101.5978	0.0000	0.0000	2,825.8900	344,101.5978
7	OFID	USD	2,421.1200	278,428.8000	0.0000	0.0000	2,421.1200	278,428.8000
Grand Total			4,116,088.2400	408,729,314.6382	92,764.4300	12,323,754.5255	4,208,852.6700	421,053,069.1637



Government of Nepal

Ministry of Finance

Public Debt Management Office

Kathmandu, Nepal

Donor Wise Monthly Commitment Charge Payment Summary

As on : 2080-Bhadra-31 17/09/2023

Fiscal Year: 2080/2081

Month: Bhadra

Sr. No.	Donor Short Name	Commit. Currency	Commitment Charge Payment Position				Total	
			Upto Previous Month		Current Month		Amount in Commit. Currency	Amount In NPR Currency
			Amount In Commit. Currency	Amount In NPR Currency	Amount In Commit. Currency	Amount In NPR Currency		
1	AIIB	USD	141,174.9400	17,036,991.7592	0.0000	0.0000	141,174.9400	17,036,991.7592
2	EBLCI	USD	2,771,981.3600	337,674,637.2070	100,175.1500	13,277,214.3810	2,872,156.5100	350,951,851.5880
3	EIB	EUR	315,173.6400	44,191,819.8180	0.0000	0.0000	315,173.6400	44,191,819.8180
4	EIB	USD	40,935.0000	4,763,605.9500	0.0000	0.0000	40,935.0000	4,763,605.9500
5	EIBC	CNY	934,340.7200	16,763,484.0317	0.0000	0.0000	934,340.7200	16,763,484.0317
6	NDF	EUR	2,825.8900	344,101.5978	0.0000	0.0000	2,825.8900	344,101.5978
7	OFID	USD	2,421.1200	278,428.8000	0.0000	0.0000	2,421.1200	278,428.8000
Grand Total			4,208,852.6700	421,053,069.1637	100,175.1500	13,277,214.3810	4,309,027.8200	434,330,283.5447



Government of Nepal

Ministry of Finance

Public Debt Management Office

Kathmandu, Nepal

Donor Wise Monthly Commitment Charge Payment Summary

As on : 2080-Ashwin-30 17/10/2023

Fiscal Year: 2080/2081

Month: Ashwin

Sr. No.	Donor Short Name	Commit. Currency	Commitment Charge Payment Position				Total	
			Upto Previous Month		Current Month		Amount in Commit. Currency	Amount In NPR Currency
			Amount In Commit. Currency	Amount In NPR Currency	Amount In Commit. Currency	Amount In NPR Currency		
1	AIIB	USD	141,174.9400	17,036,991.7592	0.0000	0.0000	141,174.9400	17,036,991.7592
2	EBLCI	USD	2,872,156.5100	350,951,851.5880	0.0000	0.0000	2,872,156.5100	350,951,851.5880
3	EIB	EUR	315,173.6400	44,191,819.8180	0.0000	0.0000	315,173.6400	44,191,819.8180
4	EIB	USD	40,935.0000	4,763,605.9500	0.0000	0.0000	40,935.0000	4,763,605.9500
5	EIBC	CNY	934,340.7200	16,763,484.0317	0.0000	0.0000	934,340.7200	16,763,484.0317
6	NDF	EUR	2,825.8900	344,101.5978	0.0000	0.0000	2,825.8900	344,101.5978
7	OFID	USD	2,421.1200	278,428.8000	0.0000	0.0000	2,421.1200	278,428.8000
Grand Total			4,309,027.8200	434,330,283.5447	0.0000	0.0000	4,309,027.8200	434,330,283.5447